

**MOLDED 2L PACKAGE**

DESCRIPTION

The SM100KWE78CA is a high-powered surface mount transient voltage suppression component designed to protect equipment and systems from the damaging effects of high voltage spikes. The surface mount package configuration provides a lower profile compared to legacy axial lead package configurations.

The SM100KWE78CA provides 100 kilowatts of peak pulse power dissipation for an 10/1000 μ s waveform. Applications include AC and DC power line protection in aircraft systems.

FEATURES

- RTCA DO-160G COMPLIANT PRODUCT
- Waveforms (Pin Injection) 3 and 4 - Level 5; Waveform 5A - Level 6 (2000V/2000A)
- Low Clamping Voltage
- 100 kilowatts Peak Pulse Power per Line (tp = 10/1000 μ s)
- Bidirectional Configuration
- Easy Mounting to Printed Circuit Board
- Maximum Working Voltage of 78V (Other voltages please consult factory)
- RoHS Compliant
- REACH Compliant

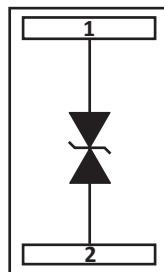
APPLICATIONS

- Relay Drives
- Motor (Start/Stop) Back EMF Protection
- Module Lightning Protection
- Secondary Lightning Protection for AC/DC

MECHANICAL CHARACTERISTICS

- Molded Surface Mount Package
- Approximate Weight: 10.5 grams
- Lead-Free Au Plated Pads
- Solder Reflow Temperature: 260-270°C, 10 seconds
- Flammability Rating UL 94V-0

PIN CONFIGURATION



TYPICAL DEVICE CHARACTERISTICS

RTCA DO-160G COMPLIANT PRODUCT

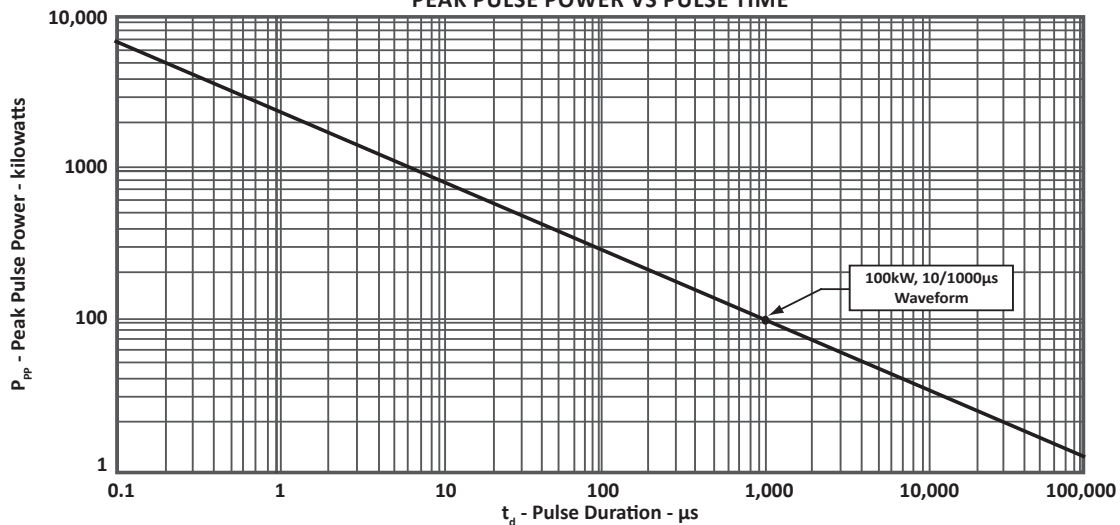
MAXIMUM RATINGS @ 25°C Unless Otherwise Specified

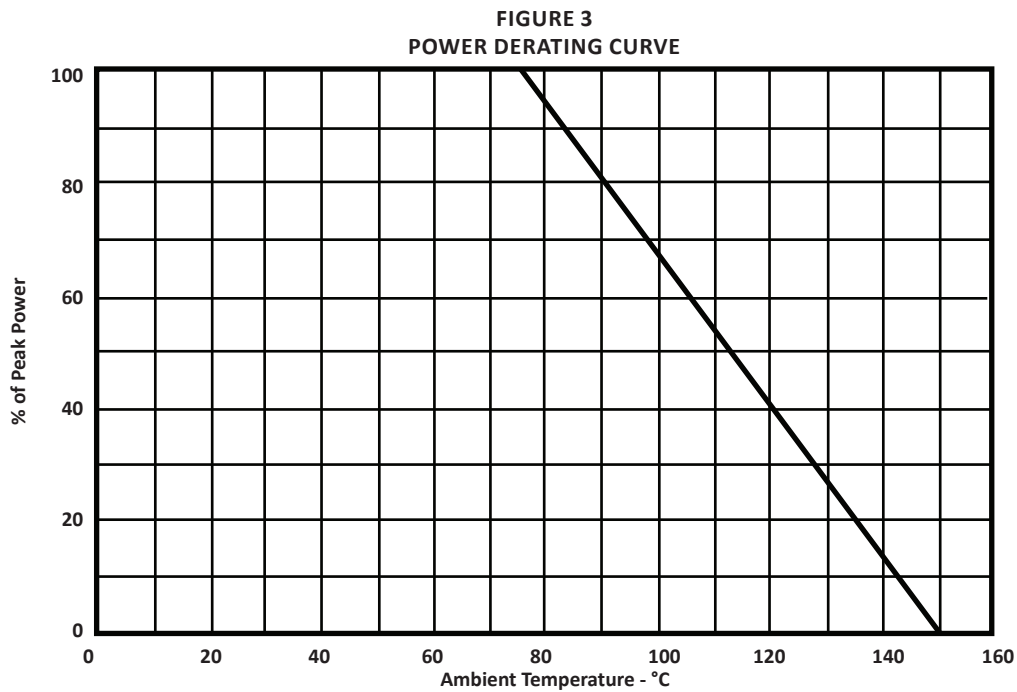
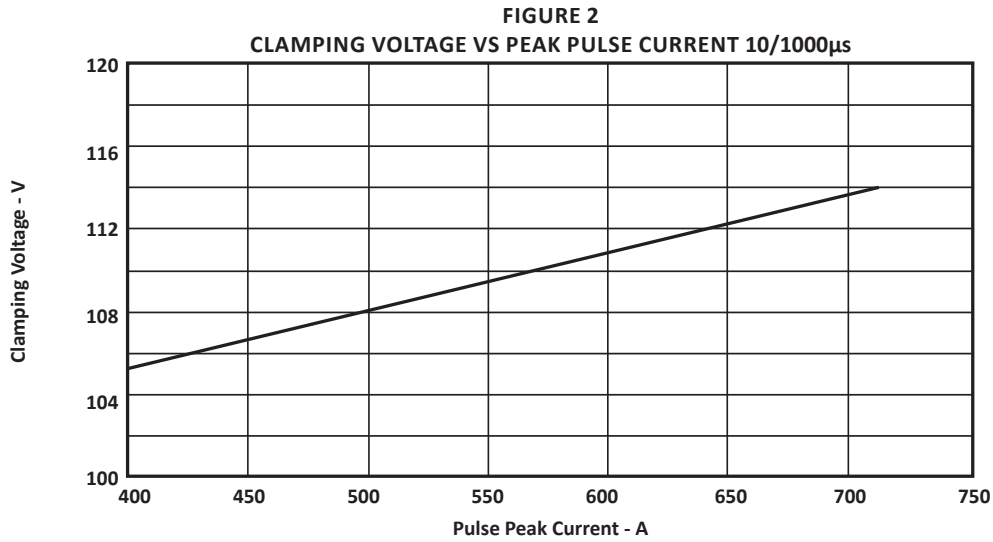
PARAMETER	SYMBOL	VALUE	UNITS
Peak Pulse Power (tp = 10/1000μs) - See Figure 1	P_{PP}	100	kilowatts
Storage Temperature	T_{STG}	-55 to +150	°C
Operating Temperature	T_J	-55 to +150	°C

ELECTRICAL CHARACTERISTICS PER LINE @ 25°C Unless Otherwise Specified

PART NUMBER	MARKING CODE	RATED STAND-OFF VOLTAGE V_{WM} VOLTS	MINIMUM BREAKDOWN VOLTAGE		MAXIMUM LEAKAGE CURRENT @ V_{WM} I_D μA	MAXIMUM CLAMPING VOLTAGE (Fig. 2) @ 10/1000μs $V_C @ I_{PP}$
			MIN $V_{(BR)}$ VOLTS	@ I_T mA		
SM100KWE78CA	SM100KWE78CA	78.0	86.7	5	10.0	139V @ 720A

FIGURE 1
PEAK PULSE POWER VS PULSE TIME





PACKAGE INFORMATION

RTCA DO-160G COMPLIANT PRODUCT

OUTLINE DIMENSIONS

DIM	MILLIMETERS			INCHES		
	MIN	NOM	MAX	MIN	NOM	MAX
A	-	40.1	-	-	1.575	-
B	-	17.78	-	-	0.700	-
C	-	9.02	-	-	0.355	-
D	-	0.76	-	-	0.030	-
E	11.51	11.58	11.66	0.453	0.456	0.459
F	3.73	3.81	3.88	0.147	0.150	0.153
G	29.92	30.00	30.07	1.178	1.181	1.184

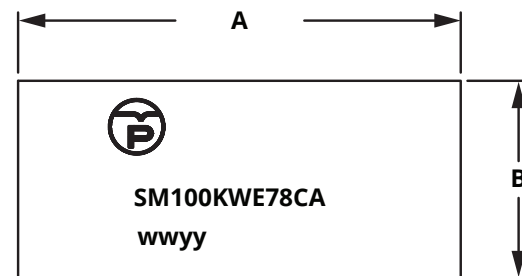
NOTES

- Control dimensions in inches.
- Dimensions A, B and C, subject to change.

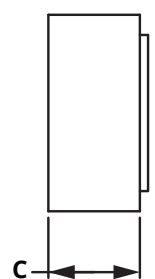
PAD LAYOUT DIMENSIONS

DIM	MILLIMETERS	INCHES
A	40.0	1.575
B	17.8	0.700
C	12.1	0.476
D	4.3	0.170
E	30.0	1.180


Top View



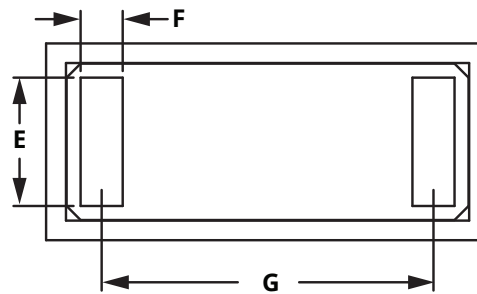
Side View



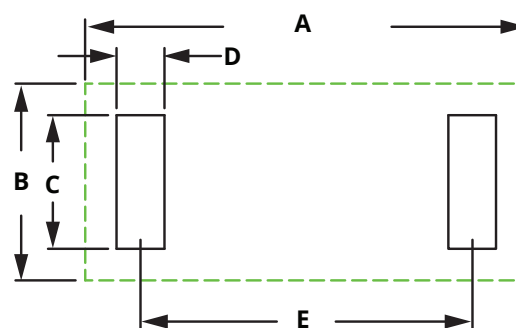
Side View



Bottom View



Pad Layout



COMPANY INFORMATION**RTCA DO-160G COMPLIANT PRODUCT****COMPANY PROFILE**

In business more than 30 years, ProTek Devices™ is a privately held semiconductor company. The company offers a product line of overvoltage protection that include Transient Voltage Suppressor (TVS) Arrays, Steering Diode Array Hybrids, High-power Components and Modules, as well as Steering Diodes, EMI Filter/TVS Arrays and Thyristor Surge Suppressors. These components deliver circuit protection in electronic systems from numerous overvoltage events. They include lightning; electrostatic discharge (ESD); nuclear electromagnetic pulses (NEMP); inductive switching; and electromagnetic interference (EMI) / radio frequency interference (RFI). ProTek Devices is an ISO 9001 certified company.

CONTACT US**Corporate Headquarters**

2929 South Fair Lane
Tempe, Arizona 85282
USA

By Telephone

General: 602-431-8101
Sales: & Marketing: 602-414-5109
Customer Service: 602-414-5114
Product Technical Support: 602-414-5107

By Fax

General: 602-431-2288

By E-mail:

Asia Sales: asiasales@protekdevices.com
Europe Sales: europesales@protekdevices.com
U.S. Sales: ussales@protekdevices.com
Distributor Sales: distysales@protekdevices.com
Customer Service: service@protekdevices.com
Technical Support: support@protekdevices.com

ProTek Devices (Asia Pacific) Pte. Ltd.

8 Ubi Road 2, #06-19
Zervex
Singapore - 408538
Tel: +65-67488312
Fax: +65-67488313

Web

www.protekdevices.com

COPYRIGHT © ProTek Devices 2023 - This literature is subject to all applicable copyright laws and is not for resale in any manner.

SPECIFICATIONS: ProTek reserves the right to change the electrical and or mechanical characteristics described herein without notice.

DESIGN CHANGES: ProTek reserves the right to discontinue product lines without notice and that the final judgement concerning selection and specifications is the buyer's and that in furnishing engineering and technical assistance. ProTek assumes no responsibility with respect to the selection or specifications of such products. ProTek makes no warranty, representation or guarantee regarding the suitability of its products for any particular purpose, nor does ProTek assume any liability arising out of the application or use of any product or circuit and specifically disclaims any and all liability without limitation special, consequential or incidental damages.

LIFE SUPPORT POLICY: ProTek Devices products are not authorized for use in life support systems without written consent from the factory.